

# CONVEYOR COMPONENTS



adelaide  
belt & hose



Steel Idlers

Poly Idlers



Impact Idlers

Return & Carry Idlers



Return Idlers

Capping Rubbers



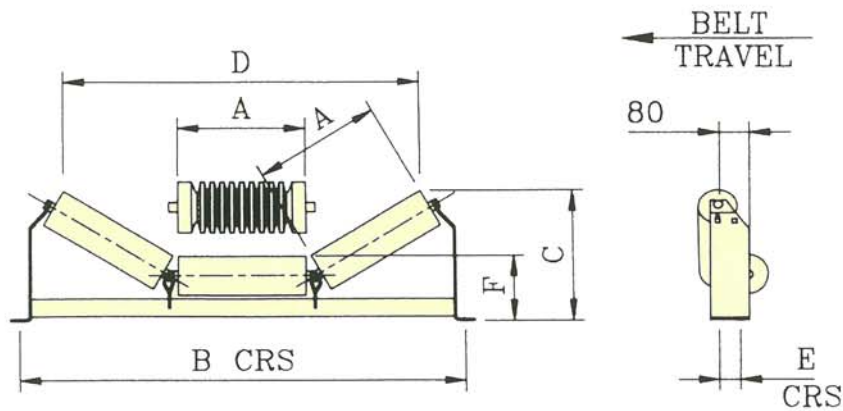
42 Scotland Road, Mile End 5031  
Phone: 08 8234 1155  
Fax: 08 8234 2255  
email: [sales@abhose.com.au](mailto:sales@abhose.com.au)  
[www.beltandhose.com.au](http://www.beltandhose.com.au)

# 3 ROLL OFFSET TROUGH SETS

114mm  $\varnothing$

6204 BRG.

20mm Shaft



			20°	20°	30°	30°	35°	35°	45°	45°				Steel	Poly
Belt Width	A	B	C	D	C	D	C	D	C	D	E	F	Frame Weight	Roller Weight	Roller Weight
450	172	700	241	529	266	481	278	457	303	427	56	175	9.34	2.5	1.2
500	189	750	247	578	274	528	288	502	315	468	56	175	9.76	2.7	1.5
600	224	850	259	678	292	623	308	594	340	552	56	175	10.56	3.0	1.7
650	244	900	266	736	302	678	319	647	354	601	56	175	10.92	3.1	1.9
750	278	1000	278	834	319	771	339	737	378	683	56	175	11.77	3.3	2.0
800	294	1050	283	880	327	815	348	779	389	721	56	175	12.20	3.6	2.1
900	331	1150	296	987	345	916	369	877	416	811	56	175	14.03	4.0	2.3
1000	358	1250	305	1064	359	990	385	948	435	876	56	175	14.97	4.2	2.4
1050	383	1300	313	1136	371	1058	399	1014	452	936	56	175	15.45	4.5	2.5
1200	436	1450	332	1289	398	1203	430	1154	490	1064	56	175	16.88	5.2	2.8

# 3 ROLL OFFSET TROUGH SETS

127mm $\varnothing$  Steel & 133mm  $\varnothing$  Impact

6205 BRG.

25mm Shaft

			20°	20°	30°	30°	35°	35°	45°	45°				Steel	Impact
Belt Width	A	B	C	D	C	D	C	D	C	D	E	F	Frame Weight	Roller Weight	Roller Weight
450	172	700	247	521	271	473	281	447	307	413	56	184	9.34	3.2	4.0
500	189	750	253	570	279	520	291	492	319	454	56	184	9.76	3.6	5.5
600	224	850	265	670	297	615	311	584	344	538	56	184	10.56	3.8	6.5
650	244	900	272	728	307	670	322	637	358	587	56	184	10.92	4.1	7.0
750	278	1000	284	826	324	763	342	727	382	669	56	184	11.77	4.5	7.5
800	294	1050	289	872	332	807	351	769	393	707	56	184	12.20	4.7	8.2
900	331	1150	302	979	350	908	372	867	420	797	56	184	14.03	5.0	9.0
1000	358	1250	311	1056	364	982	388	938	439	862	56	184	14.97	5.4	9.8
1050	383	1300	319	1128	376	1050	402	1004	456	922	56	184	15.45	5.7	10.5
1200	436	1450	338	1281	403	1195	433	1144	494	1050	56	184	16.88	6.5	11.8

Other sizes available upon request.

# FLAT RETURN & CARRY IDLERS

114mm  $\emptyset$

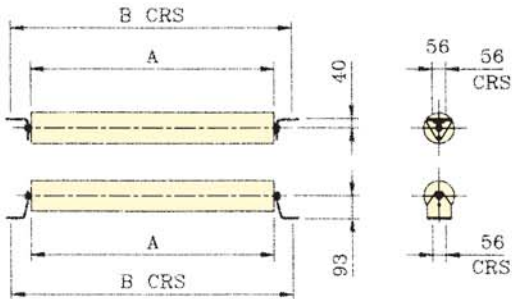
6204 BRG.

20mm Shaft

127mm  $\emptyset$

6205 BRG.

25mm Shaft



			114mm $\emptyset$	127mm $\emptyset$	114mm $\emptyset$ Steel	114mm $\emptyset$ Poly	127mm $\emptyset$
Belt Width	A	B	Shaft Dia.	Shaft Dia.	Roller Weight	Roller Weight	Roller Weight
450	544	700	20mm	25mm	6.5	3.0	8.5
500	594	750	20mm	25mm	7.0	3.6	9.0
600	694	850	20mm	25mm	8.0	4.2	10.0
650	744	900	20mm	25mm	8.5	4.8	10.8
750	844	1000	20mm	25mm	9.0	5.0	12.0
800	894	1050	20mm	25mm	9.7	5.6	13.0
900	994	1150	20mm	25mm	10.6	5.8	14.5
1000	1094	1250	20mm	25mm	12.0	6.1	15.8
1050	1144	1300	20mm	25mm	13.0	6.3	16.5
1200	1294	1450	20mm	25mm	14.8	7.1	18.5



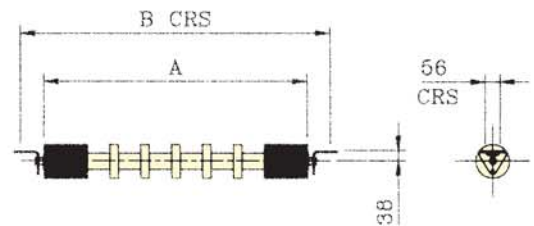
# FLAT R.D.R.T. RETURN IDLERS

133mm  $\emptyset$

6205 BRG.

25mm Shaft

Belt Width	A	B	End Discs	Centre Discs	Shaft Dia.	Roller Weight	Brkt.Pr. Weight
500	594	750	3/3	2	25mm	11.0	1.5
600	694	850	3/3	2	25mm	12.41	1.5
650	744	900	3/3	3	25mm	13.0	1.5
750	844	1000	3/3	3	25mm	14.4	1.5
800	894	1050	3/3	3	25mm	15.0	1.5
900	994	1150	4/4	3	25mm	16.42	1.5
1000	1094	1250	4/4	4	25mm	17.83	1.5
1050	1144	1300	4/4	4	25mm	18.65	1.5
1200	1294	1450	4/4	5	25mm	23.63	1.5
1350	1494	1650	4/4	6	25mm	26.9	1.5
1400	1544	1700	4/4	6	25mm	27.6	1.5
1500	1594	1750	4/4	7	25mm	28.1	1.5

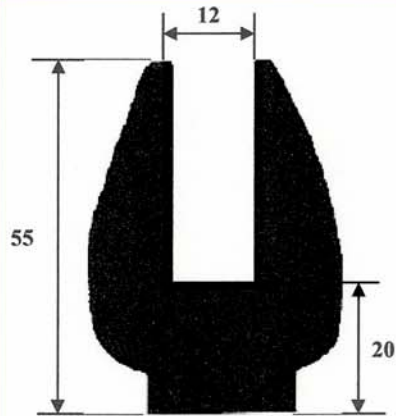




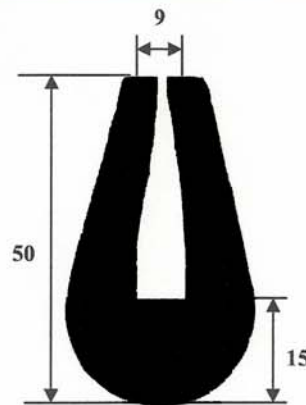
# Capping Rubber

Available in 20 Mtr Coils

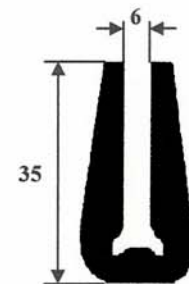
adelaide  
belt & hose



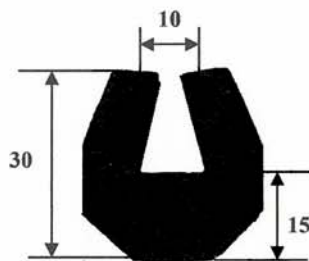
U01



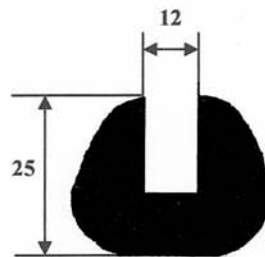
U02



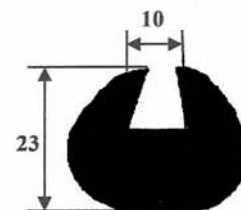
U03\*



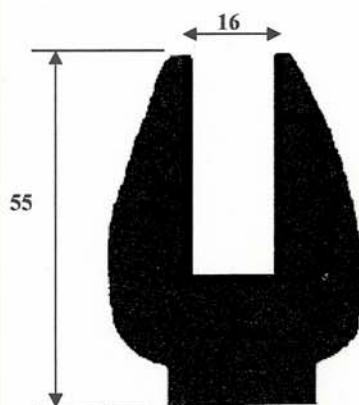
U04\*



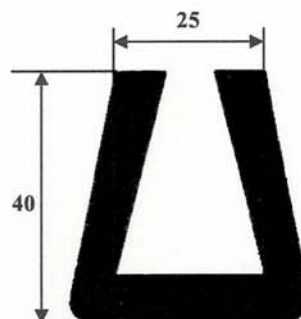
U05



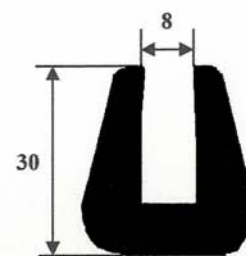
U06



U07



U08\*



U09

42 Scotland Road, Mile End 5031  
Phone: 08 8234 1155  
Fax: 08 8234 2255  
email: [sales@abhose.com.au](mailto:sales@abhose.com.au)  
[www.beltandhose.com.au](http://www.beltandhose.com.au)